












BELL SIZE CHART

STREET

PRO STAR CHEEK PAD MATRIX

Shell Size	OEM Cheek Pad Size	Compatibility
XS	35 mm	INTERCHANGEABLE
S	35 mm	
M	35 mm	
L	35 mm	
XL	40 mm	
XXL	35 mm	












PRO STAR HELMET SIZE CHART

SHELL	EPS	HELMET SIZE	CIRCUMFERENCE (CM)	CIRCUMFERENCE (IN)	HAT SIZE (IN)
		XS	53-54 CM	20 7/8" - 21 1/4"	6 5/8" - 6 3/4"
		S	55-56 CM	22 1/2" - 22 3/4"	7 1/8" - 7 1/4"
		MD	57-58 CM	22 1/4" - 22 5/8"	7 1/8" - 7 1/4"
		L	59-60 CM	23" - 23 1/2"	7 3/8" - 7 1/2"
		XL	61-62 CM	23 7/8" - 24 1/4"	7 5/8" - 7 3/4"
		XXL	63-64 CM	24 5/8" - 25 1/8"	7 7/8" - 8"

RACE STAR CHEEK PAD MATRIX

Shell Size	OEM Cheek Pad Size	Compatibility
XS	35 mm	INTERCHANGEABLE
S	35 mm	
M	35 mm	
L	35 mm	
XL	40 mm	
XXL	35 mm	












RACE STAR HELMET SIZE CHART

SHELL	EPS	HELMET SIZE	CIRCUMFERENCE (CM)	CIRCUMFERENCE (IN)	HAT SIZE (IN)
		XS	53-54 CM	20 7/8" - 21 1/4"	6 5/8" - 6 3/4"
		S	55-56 CM	22 1/2" - 22 3/4"	7 1/8" - 7 1/4"
		MD	57-58 CM	22 1/4" - 22 5/8"	7 1/8" - 7 1/4"
		L	59-60 CM	23" - 23 1/2"	7 3/8" - 7 1/2"
		XL	61-62 CM	23 7/8" - 24 1/4"	7 5/8" - 7 3/4"
		XXL	63-64 CM	24 5/8" - 25 1/8"	7 7/8" - 8"

STAR CHEEK PAD MATRIX

Shell Size	OEM Cheek Pad Size	Compatibility
XS	35 mm	INTERCHANGEABLE
S	35 mm	
M	35 mm	
L	35 mm	
XL	40 mm	
XXL	35 mm	







STAR HELMET SIZE CHART

SHELL	EPS	HELMET SIZE	CIRCUMFERENCE (CM)	CIRCUMFERENCE (IN)	HAT SIZE (IN)
		XS	53-54 CM	20 7/8" - 21 1/4"	6 5/8" - 6 3/4"
		S	55-56 CM	22 1/2" - 22 3/4"	7 1/8" - 7 1/4"
		MD	57-58 CM	22 1/4" - 22 5/8"	7 1/8" - 7 1/4"
		L	59-60 CM	23" - 23 1/2"	7 3/8" - 7 1/2"
		XL	61-62 CM	23 7/8" - 24 1/4"	7 5/8" - 7 3/4"
		XXL	63-64 CM	24 5/8" - 25 1/8"	7 7/8" - 8"

VORTEX CHEEK PAD MATRIX

Shell Size	OEM Cheek Pad Size	Compatibility
XS	65 mm	INTERCHANGEABLE
S	60 mm	
M	55 mm	
L	50 mm	INTERCHANGEABLE
XL	50 mm	
XXL	45 mm	

VORTEX HELMET SIZE CHART







SHELL	EPS	HELMET SIZE	CIRCUMFERENCE (CM)	CIRCUMFERENCE (IN)	HAT SIZE (IN)
		XS	54-55 CM	21 1/4" - 21 5/8"	6 3/4" - 6 7/8"
		S	55-56 CM	21 5/8" - 22"	6 7/8" - 7"
		M	57-58 CM	22 1/2" - 22 3/4"	7 1/8" - 7 1/4"
		L	58-59 CM	22 3/4" - 23 1/4"	7 1/4" - 7 3/8"
		XL	60-61 CM	23 5/8" - 24"	7 1/2" - 7 5/8"
		XXL	62-63 CM	24 1/2" - 24 3/4"	7 3/4" - 7 7/8"

STREET (CONT.)

QUALIFIER DLX CHEEK PAD MATRIX

Shell Size	OEM Cheek Pad Size	Compatibility
XS	40 mm	INTERCHANGEABLE
S	35 mm	
M	40 mm	
L	35 mm	
XL	40 mm	
XXL	35 mm	







QUALIFIER DLX HELMET SIZE CHART

SHELL	EPS	HELMET SIZE	CIRCUMFERENCE (CM)	CIRCUMFERENCE (IN)	HAT SIZE (IN)
		XS	53-54 CM	21 1/4" - 21 5/8"	6 3/4" - 6 7/8"
		S	55-56 CM	21 5/8" - 22"	6 7/8" - 7"
		M	57-58 CM	22 1/2" - 22 3/4"	7 1/8" - 7 1/4"
		L	59-60 CM	22 3/4" - 23 1/4"	7 1/4" - 7 3/8"
		XL	61-62 CM	23 5/8" - 24"	7 1/2" - 7 5/8"
		XXL	63-64 CM	24 1/2" - 24 3/4"	7 3/4" - 7 7/8"

QUALIFIER CHEEK PAD MATRIX

Shell Size	OEM Cheek Pad Size	Compatibility
XS	40 mm	INTERCHANGEABLE
S	35 mm	
M	40 mm	
L	35 mm	
XL	40 mm	
XXL	35 mm	





QUALIFIER HELMET SIZE CHART

SHELL	EPS	HELMET SIZE	CIRCUMFERENCE (CM)	CIRCUMFERENCE (IN)	HAT SIZE (IN)
		XS	53-54 CM	21 1/4" - 21 5/8"	6 3/4" - 6 7/8"
		S	55-56 CM	21 5/8" - 22"	6 7/8" - 7"
		M	57-58 CM	22 1/2" - 22 3/4"	7 1/8" - 7 1/4"
		L	59-60 CM	22 3/4" - 23 1/4"	7 1/4" - 7 3/8"
		XL	61-62 CM	23 5/8" - 24"	7 1/2" - 7 5/8"
		XXL	63-64 CM	24 1/2" - 24 3/4"	7 3/4" - 7 7/8"

REVOLVER EVO CHEEK PAD MATRIX

Shell Size	OEM Cheek Pad Size	Compatibility
XS	60 mm	INTERCHANGEABLE
S	55 mm	
M	50 mm	INTERCHANGEABLE
L	45 mm	
XL	40 mm	
XXL	35 mm	

REVOLVER EVO HELMET SIZE CHART







SHELL	EPS	HELMET SIZE	CIRCUMFERENCE (CM)	CIRCUMFERENCE (IN)	HAT SIZE (IN)
		XS	54-55 CM	21 1/4" - 21 5/8"	6 3/4" - 6 7/8"
		S	55-56 CM	21 5/8" - 22"	6 7/8" - 7"
		M	57-58 CM	22 1/2" - 22 3/4"	7 1/8" - 7 1/4"
		L	58-59 CM	22 3/4" - 23 1/4"	7 1/4" - 7 3/8"
		XL	60-61 CM	23 5/8" - 24"	7 1/2" - 7 5/8"
		XXL	62-63 CM	24 1/2" - 24 3/4"	7 3/4" - 7 7/8"

DIRT

MOTO-9 FLEX CHEEK PAD MATRIX

Shell Size	OEM Cheek Pad Size	Compatibility
XS	45 mm	INTERCHANGEABLE
S	40 mm	
M	40 mm	
L	35 mm	
XL	35 mm	
XXL	30 mm	







MOTO-9 FLEX HELMET SIZE CHART

SHELL	EPS	HELMET SIZE	CIRCUMFERENCE (CM)	CIRCUMFERENCE (IN)	HAT SIZE (IN)
		XS	54-55 CM	21 1/4" - 21 5/8"	6 3/4" - 6 7/8"
		S	55-56 CM	21 5/8" - 22"	6 7/8" - 7"
		M	57-58 CM	22 1/2" - 22 3/4"	7 1/8" - 7 1/4"
		L	58-59 CM	22 3/4" - 23 1/4"	7 1/4" - 7 3/8"
		XL	60-61 CM	23 5/8" - 24"	7 1/2" - 7 5/8"
		XXL	62-63 CM	24 1/2" - 24 3/4"	7 3/4" - 7 7/8"

MOTO-9 CHEEK PAD MATRIX

Shell Size	OEM Cheek Pad Size	Compatibility
XS	45 mm	INTERCHANGEABLE
S	40 mm	
M	40 mm	
L	35 mm	
XL	35 mm	
XXL	30 mm	

MOTO-9 HELMET SIZE CHART







SHELL	EPS	HELMET SIZE	CIRCUMFERENCE (CM)	CIRCUMFERENCE (IN)	HAT SIZE (IN)
		XS	54-55 CM	21 1/4" - 21 5/8"	6 3/4" - 6 7/8"
		S	55-56 CM	21 5/8" - 22"	6 7/8" - 7"
		M	57-58 CM	22 1/2" - 22 3/4"	7 1/8" - 7 1/4"
		L	58-59 CM	22 3/4" - 23 1/4"	7 1/4" - 7 3/8"
		XL	60-61 CM	23 5/8" - 24"	7 1/2" - 7 5/8"
		XXL	62-63 CM	24 1/2" - 24 3/4"	7 3/4" - 7 7/8"

DIRT (CONT.)

MX-9 CHEEK PAD MATRIX

Shell Size	OEM Cheek Pad Size	Compatibility
XS	40 mm	INTERCHANGEABLE
S	35 mm	
M	40 mm	
L	35 mm	
XL	40 mm	
XXL	35 mm	







MX-9 HELMET SIZE CHART

SHELL	EPS	HELMET SIZE	CIRCUMFERENCE (CM)	CIRCUMFERENCE (IN)	HAT SIZE (IN)
		XS	53-54 CM	20 3/4" - 21 1/4"	6 5/8" - 6 3/4"
		S	55-56 CM	21 5/8" - 22"	6 7/8" - 7"
		M	57-58 CM	22 1/2" - 22 3/4"	7 1/8" - 7 1/4"
		L	59-60 CM	23 1/4" - 23 5/8"	7 3/8" - 7 1/2"
		XL	61-62 CM	24" - 24 1/4"	7 5/8" - 7 3/4"
		XXL	63-64 CM	24 3/4" - 25 1/4"	7 7/8" - 8"

MX-9 ADVENTURE CHEEK PAD MATRIX

Shell Size	OEM Cheek Pad Size	Compatibility
XS	40 mm	INTERCHANGEABLE
S	35 mm	
M	40 mm	
L	35 mm	
XL	40 mm	
XXL	35 mm	





MX-9 ADVENTURE HELMET SIZE CHART

SHELL	EPS	HELMET SIZE	CIRCUMFERENCE (CM)	CIRCUMFERENCE (IN)	HAT SIZE (IN)
		XS	53-54 CM	20 3/4" - 21 1/4"	6 5/8" - 6 3/4"
		S	55-56 CM	21 5/8" - 22"	6 7/8" - 7"
		M	57-58 CM	22 1/2" - 22 3/4"	7 1/8" - 7 1/4"
		L	59-60 CM	23 1/4" - 23 5/8"	7 3/8" - 7 1/2"
		XL	61-62 CM	24" - 24 1/2"	7 5/8" - 7 3/4"
		XXL	63-64 CM	24 3/4" - 25 1/4"	7 7/8" - 8"

SX-1 CHEEK PAD MATRIX

Shell Size	OEM Cheek Pad Size	Compatibility
XS	45 mm	INTERCHANGEABLE
S	40 mm	
M	35 mm	
L	40 mm	
XL	35 mm	
XXL	30 mm	

SX-1 HELMET SIZE CHART







SHELL	EPS	HELMET SIZE	CIRCUMFERENCE (CM)	CIRCUMFERENCE (IN)	HAT SIZE (IN)
		XS	54-55 CM	21 1/4" - 21 5/8"	6 3/4" - 6 7/8"
		S	55-56 CM	21 5/8" - 22"	6 7/8" - 7"
		M	57-58 CM	22 1/2" - 22 3/4"	7 1/8" - 7 1/4"
		L	58-59 CM	22 3/4" - 23 1/4"	7 1/4" - 7 3/8"
		XL	60-61 CM	23 5/8" - 24"	7 1/2" - 7 5/8"
		XXL	62-63 CM	24 1/4" - 24 3/4"	7 3/4" - 7 7/8"

CLASSIC

BULLITT CARBON CHEEK PAD MATRIX

Shell Size	OEM Cheek Pad Size	Compatibility
XS	35 mm	INTERCHANGEABLE
S	30 mm	
M	30 mm	
L	25 mm	
XL	30 mm	
XXL	25 mm	







BULLITT CARBON HELMET SIZE CHART

SHELL	EPS	HELMET SIZE	CIRCUMFERENCE (CM)	CIRCUMFERENCE (IN)	HAT SIZE (IN)
		XS	54-55 CM	21 1/4" - 21 5/8"	6 3/4" - 6 7/8"
		S	55-56 CM	21 5/8" - 22"	6 7/8" - 7"
		M	57-58 CM	22 1/2" - 22 3/4"	7 1/8" - 7 1/4"
		L	58-59 CM	22 3/4" - 23 1/4"	7 1/4" - 7 3/8"
		XL	60-61 CM	23 5/8" - 24"	7 1/2" - 7 5/8"
		XXL	62-63 CM	24 1/2" - 24 3/4"	7 3/4" - 7 7/8"

BULLITT SE CHEEK PAD MATRIX

Shell Size	OEM Cheek Pad Size	Compatibility
XS	35 mm	INTERCHANGEABLE
S	30 mm	
M	30 mm	
L	25 mm	
XL	30 mm	
XXL	25 mm	

BULLITT SE HELMET SIZE CHART







SHELL	EPS	HELMET SIZE	CIRCUMFERENCE (CM)	CIRCUMFERENCE (IN)	HAT SIZE (IN)
		XS	54-55 CM	21 1/4" - 21 5/8"	6 3/4" - 6 7/8"
		S	55-56 CM	21 5/8" - 22"	6 7/8" - 7"
		M	57-58 CM	22 1/2" - 22 3/4"	7 1/8" - 7 1/4"
		L	58-59 CM	22 3/4" - 23 1/4"	7 1/4" - 7 3/8"
		XL	60-61 CM	23 5/8" - 24"	7 1/2" - 7 5/8"
		XXL	62-63 CM	24 1/2" - 24 3/4"	7 3/4" - 7 7/8"

CLASSIC (CONT.)











BULLITT CHEEK PAD MATRIX

Shell Size	OEM Cheek Pad Size	Compatibility
XS	35 mm	INTERCHANGEABLE
S	30 mm	
M	30 mm	
L	25 mm	
XL	30 mm	
XXL	25 mm	











BULLITT HELMET SIZE CHART

SHELL	EPS	HELMET SIZE	CIRCUMFERENCE (CM)	CIRCUMFERENCE (IN)	HAT SIZE (IN)
		XS	54-55 CM	21 1/4" - 21 5/8"	6 3/4" - 6 7/8"
		S	55-56 CM	21 5/8" - 22"	6 7/8" - 7"
		M	57-58 CM	22 1/2" - 22 3/4"	7 1/8" - 7 1/4"
		L	58-59 CM	22 3/4" - 23 1/4"	7 1/4" - 7 3/8"
		XL	60-61 CM	23 5/8" - 24"	7 1/2" - 7 5/8"
		XXL	62-63 CM	24 1/2" - 24 3/4"	7 3/4" - 7 7/8"











CUSTOM 500 CARBON HELMET SIZE CHART

SHELL	EPS	HELMET SIZE	CIRCUMFERENCE (CM)	CIRCUMFERENCE (IN)	HAT SIZE (IN)
		XS	53-54 CM	21 1/4" - 21 5/8"	6 3/4" - 6 7/8"
		S	55-56 CM	21 5/8" - 22"	6 7/8" - 7"
		M	57-58 CM	22 1/2" - 22 3/4"	7 1/8" - 7 1/4"
		L	59-60 CM	22 3/4" - 23 1/4"	7 1/4" - 7 3/8"
		XL	61-62 CM	23 5/8" - 24"	7 1/2" - 7 5/8"
		XXL	63-64 CM	24 1/2" - 24 3/4"	7 3/4" - 7 7/8"

CUSTOM 500 SE HELMET SIZE CHART

SHELL	EPS	HELMET SIZE	CIRCUMFERENCE (CM)	CIRCUMFERENCE (IN)	HAT SIZE (IN)
		XS	53-54 CM	21 1/4" - 21 5/8"	6 3/4" - 6 7/8"
		S	55-56 CM	21 5/8" - 22"	6 7/8" - 7"
		M	57-58 CM	22 1/2" - 22 3/4"	7 1/8" - 7 1/4"
		L	59-60 CM	22 3/4" - 23 1/4"	7 1/4" - 7 3/8"
		XL	61-62 CM	23 5/8" - 24"	7 1/2" - 7 5/8"
		XXL	63-64 CM	24 1/2" - 24 3/4"	7 3/4" - 7 7/8"

CUSTOM 500 HELMET SIZE CHART







SHELL	EPS	HELMET SIZE	CIRCUMFERENCE (CM)	CIRCUMFERENCE (IN)	HAT SIZE (IN)
		XS	53-54 CM	21 1/4" - 21 5/8"	6 3/4" - 6 7/8"
		S	55-56 CM	21 5/8" - 22"	6 7/8" - 7"
		M	57-58 CM	22 1/2" - 22 3/4"	7 1/8" - 7 1/4"
		L	59-60 CM	22 3/4" - 23 1/4"	7 1/4" - 7 3/8"
		XL	61-62 CM	23 5/8" - 24"	7 1/2" - 7 5/8"
		XXL	63-64 CM	24 1/2" - 24 3/4"	7 3/4" - 7 7/8"

CRUISER

MAG-9 CHEEK PAD MATRIX

Shell Size	OEM Cheek Pad Size	Compatibility
XS	50 mm	INTERCHANGEABLE
S	40 mm	
M	45 mm	
L	35 mm	
XL	40 mm	
XXL	30 mm	







MAG-9 HELMET SIZE CHART

SHELL	EPS	HELMET SIZE	CIRCUMFERENCE (CM)	CIRCUMFERENCE (IN)	HAT SIZE (IN)
		XS	54-55 CM	21 1/4" - 21 5/8"	6 3/4" - 6 7/8"
		S	55-56 CM	21 5/8" - 22"	6 7/8" - 7"
		M	57-58 CM	22 1/2" - 22 3/4"	7 1/8" - 7 1/4"
		L	58-59 CM	22 3/4" - 23 1/4"	7 1/4" - 7 3/8"
		XL	60-61 CM	23 5/8" - 24"	7 1/2" - 7 5/8"
		XXL	62-63 CM	24 1/2" - 24 3/4"	7 3/4" - 7 7/8"

ROGUE CHEEK PAD MATRIX

Shell Size	OEM Cheek Pad Size	Compatibility
XS	35 mm	INTERCHANGEABLE
S	25 mm	
M	35 mm	
L	25 mm	
XL	35 mm	
XXL	25 mm	







ROGUE HELMET SIZE CHART

SHELL	EPS	HELMET SIZE	CIRCUMFERENCE (CM)	CIRCUMFERENCE (IN)	HAT SIZE (IN)
		XS	54-55 CM	21 1/4" - 21 5/8"	6 3/4" - 6 7/8"
		S	55-56 CM	21 5/8" - 22"	6 7/8" - 7"
		M	57-58 CM	22 1/2" - 22 3/4"	7 1/8" - 7 1/4"
		L	58-59 CM	22 3/4" - 23 1/4"	7 1/4" - 7 3/8"
		XL	60-61 CM	23 5/8" - 24"	7 1/2" - 7 5/8"
		XXL	62-63 CM	24 1/2" - 24 3/4"	7 3/4" - 7 7/8"

PIT BOSS CHEEK PAD MATRIX

Shell Size	OEM Cheek Pad Size	Compatibility
XS	50 mm	INTERCHANGEABLE
S	40 mm	
M	50 mm	INTERCHANGEABLE
L	40 mm	
XL	45 mm	INTERCHANGEABLE
XXL	35 mm	

PIT BOSS HELMET SIZE CHART

SHELL	EPS	HELMET SIZE	CIRCUMFERENCE (CM)	CIRCUMFERENCE (IN)	HAT SIZE (IN)
		S	55-56 CM	21 5/8" - 22"	6 7/8" - 7"
		M	57-58 CM	22 1/2" - 22 3/4"	7 1/8" - 7 1/4"
		L	58-59 CM	22 3/4" - 23 1/4"	7 1/4" - 7 3/8"
		XL/ XXL	60-61 CM	23 5/8" - 24"	7 1/2" - 7 5/8"
		XXXL	63-64 CM	24 4/5" - 25 1/5"	7 7/8" - 8 1/4"